

Date: 16th January, 2015

| | |
|----------------------------------------------------------------------------------------------------------------------------------|---------------------------------------------------------------------------------------------------------------------------|
| To The Department of Corporate Services –CRD, Bombay Stock Exchange Ltd, P.J.Towers, Dalal Street, MUMBAI – 400 001. | To National Stock Exchange of India Ltd, 5 th floor, Exchange Plaza, Bandra (E), MUMBAI - 400 051. |
| Scrip Code: 532694 | Scrip Symbol: BARTRONICS |

SUB: Clause 35-Shareholding Pattern-Reg.

Dear Sir/Madam,


Please find enclosed herewith the Shareholding Pattern as per Clause 35 of the Listing Agreement for the quarter ended 31st December, 2014.

Kindly take note and acknowledge the receipt of the same.

Thanking You,

Yours faithfully,
For **BARTRONICS INDIA LIMITED**


SUDHIR RAO
MANAGING DIRECTOR



BARTRONICS INDIA LIMITED

Financial Inclusion Projects Division

201-202, Ashoka Capitol, Road No. 2, Banjara Hills,
Hyderabad-500 034, AP, India. Tel : 040 49269269, Fax : 040 49269246.
E-mail : info_fi@bartronicsindia.com www.bartronics.com

BARTTRONICS INDIA LIMITED
CIN - L29309AP1990PLC011721

(1)(a)

Statement showing Shareholding Pattern

Name of the Company: Barttronics India Limited

Script Code, Name of the Scrip, class of security: 532694 (BSE), BARTTRONICS (NSE), EQUITY SHARES

Quarter ended: 31.12.2014

| Partly paid-up shares:- | No. of partly paid-up shares | As a % of total no. of partly paid-up shares | As a % of total no. of shares of the company |
|--------------------------------------------------------------------------------------------------------------|--------------------------------------|------------------------------------------------------------------|-------------------------------------------------------------------------------------------------------------|
| Held by promoter/promoter group | N.A. | N.A. | N.A. |
| Held by public | N.A. | N.A. | N.A. |
| Total | N.A. | N.A. | N.A. |
| Outstanding convertible securities:- | No. of outstanding securities | As a % of total no. of outstanding convertible securities | As a % of total no. of shares of the company, assuming full conversion of the convertible securities |
| Held by promoter/promoter group | N.A. | N.A. | N.A. |
| Held by public | N.A. | N.A. | N.A. |
| Total | N.A. | N.A. | N.A. |
| Warrants:- | No. of warrants | As a % of total no. of warrants | As a % of total no. of shares of the company, assuming full conversion of Warrants |
| Held by promoter/promoter group | N.A. | N.A. | N.A. |
| Held by public | - | - | - |
| Total | N.A. | N.A. | N.A. |
| Total paid-up capital of the company, assuming full conversion of warrants and convertible securities | 34,048,861 | | |

| Category code | Category of Shareholder | Number of shareholders | Total number of shares | Number of shares held in dematerialized form | Total shareholding as a percentage of total number of shares | | Shares Pledged or otherwise encumbered | As a percentage of (IX) = (VIII) / (IV) * 100 |
|---------------|-----------------------------------------|------------------------|------------------------|----------------------------------------------|--------------------------------------------------------------|----------------------------|----------------------------------------|-----------------------------------------------|
| | | | | | As a percentage of (A+B) | As a percentage of (A+B+C) | | |
| (I) | (II) | (III) | (IV) | (V) | (VI) | (VII) | (VIII) | (IX) |
| (A) | Promoter and Promoter Group | | | | | | | |
| 1 | Indian | | | | | | | |
| (a) | Individuals/ Hindu Undivided Family | 2 | 1,050,800 | 1,050,800 | 3.09 | 3.09 | 678,000.00 | 21.07 |
| (b) | Central Government/ State Government(s) | - | - | - | - | - | - | - |
| (c) | Bodies Corporate | 2 | 3,218,390 | 3,218,390 | 9.45 | 9.45 | 15,000 | 0.47 |
| (d) | Financial Institutions/ Banks | - | - | - | - | - | - | - |
| (e) | Any Other (specify) | - | - | - | - | - | - | - |
| | Sub-Total (A)(I) | 4 | 4,269,190 | 4,269,190 | 12.54 | 12.54 | | 16.23 |




BARTRONICS INDIA LIMITED
CIN - L29309AP1990PLC011721

| (C) | Shares held by Custodians and against which Depository Receipts have been issued. | | | | | | | | | | | | |
|-----|-----------------------------------------------------------------------------------|--|--|--------|--|------------|--|------------|--|--------|--------|---------|------|
| (1) | Promoter and Promoter Group | | | | | | | | | | | | |
| (2) | Public | | | | | | | | | | | | |
| | Sub-Total (C) | | | | | | | | | | | | |
| | GRAND TOTAL (A)+(B)+(C) | | | 51,525 | | 34,048,861 | | 34,048,761 | | 100.00 | 100.00 | 693,000 | 2.04 |

(D)(b) Statement showing Shareholdings securities (including shares, warrants, convertible securities) of persons belonging to the category "Promoter and Promoter Group"

| Sr. No. | Name of the shareholder | Details of Shares held | Number of Shares held | As a % of grand total (A)+(B)+(C) | Encumbered Shares (*) | | | | Details of Warrants | | Details of convertible securities | | Total shares (including underlying shares assuming full conversion of warrants and convertible securities) as a % of diluted share capital |
|---------|-------------------------------------------------|------------------------|-----------------------|-----------------------------------|-----------------------|-------------------------------------------------------------|-----------------------------------------------------------|--------------------------------|-----------------------------------------------------------|-------------------------------------------|-------------------------------------------------------------------------|-------------|--------------------------------------------------------------------------------------------------------------------------------------------|
| | | | | | No. | As a Percentage of grand total (A+B+C) (VI) = (V)/(III+100) | As a % of grand total (A+B+C) of sub-clause (D) (a) (VII) | Number of Warrants held (VIII) | As a % of total number of warrants of the same class (IX) | Number of convertible securities held (X) | As a % of total number of convertible securities of the same class (XI) | (XII) | |
| (D) | | | | | | | | | | | | | |
| 1 | Shri A.B.Satyavas Reddy | | 1,050,797 | 3.09 | 678,000.00 | 15.88 | 1.99 | 0.00 | N.A. | N.A. | N.A. | N.A. | 3.09 |
| 2 | Shri Nihar K Oza | | 3 | 0.00 | - | - | - | - | N.A. | N.A. | N.A. | N.A. | 0.00 |
| 3 | M/s Satya Straps & Packing Technologies Limited | | 1,018,390 | 2.99 | 15,000 | 0.35 | 0.04 | - | N.A. | N.A. | N.A. | N.A. | 2.99 |
| 4 | M/s Info tech Infn & Trading Pvt | | 22000000 | 6.46 | - | - | - | - | N.A. | N.A. | N.A. | N.A. | 6.46 |
| | TOTAL | | 4,209,190 | 12.54 | 693,000 | 16.23 | 2.04 | - | N.A. | N.A. | N.A. | N.A. | 12.54 |



BARTRONICS INDIA LIMITED
CIN - L29309AP1990PLC011721

(D)(c)(i) Statement showing holding of securities (including shares, warrants, convertible securities) of persons belonging to the category "Public" and holding more than 1% of the total number of shares


| Sr. No. | Name of the shareholder | Number of shares held | Shares as a percentage of total number of shares (i.e., Grand Total (A)+(B)+(C) indicated in Statement at para (1)(a) above) | Details of warrants held | | Details of convertible securities held | | % w.r.t. total convertible securities of the same class | Total shares (including underlying shares assuming full conversion of warrants and convertible securities) as a % of diluted share capital |
|---------|------------------------------------|-----------------------|------------------------------------------------------------------------------------------------------------------------------|--------------------------|------------------------------------------------------|----------------------------------------|----------------------------------------|---------------------------------------------------------|--------------------------------------------------------------------------------------------------------------------------------------------|
| | | | | Number of warrants held | As a % of total number of warrants of the same class | Number of convertible securities held | As a % of total convertible securities | | |
| 1 | Indian Overseas Bank | 665500 | 1.95 | N.A. | N.A. | N.A. | N.A. | N.A. | 1.95 |
| 2 | Naman Finance & Investment Pvt Ltd | 441919 | 1.30 | N.A. | N.A. | N.A. | N.A. | N.A. | 1.30 |
| 3 | SICOM Limited | 419703 | 1.23 | N.A. | N.A. | N.A. | N.A. | N.A. | 1.23 |
| 4 | Sudhir Sunder Rao | 468996 | 1.38 | N.A. | N.A. | N.A. | N.A. | N.A. | 1.38 |
| | | 1,996,118 | 5.86 | | | | | | 5.86 |

(D)(c)(ii) Statement showing holding of securities (including shares, warrants, convertible securities) of persons (together with PAC) belonging to

| Sr. No. | Name(s) of the shareholder(s) and the Persons Acting in Concert (PAC) with them | Number of shares held | Shares as a percentage of total number of shares (i.e., Grand Total (A)+(B)+(C)) | Details of warrants (together with PAC) belonging to | | Details of convertible securities (together with PAC) belonging to | | Total shares (including underlying shares assuming full conversion of convertible securities) as a % of diluted share capital |
|---------|---------------------------------------------------------------------------------|-----------------------|----------------------------------------------------------------------------------|------------------------------------------------------|----------------------------------------|--------------------------------------------------------------------|----------------------------------------|-------------------------------------------------------------------------------------------------------------------------------|
| | | | | Number of warrants held | As a % of total convertible securities | Number of convertible securities held | As a % of total convertible securities | |
| | | | | | | | | NIL |
| | | | | | | | | NIL |
| | TOTAL | | | | | | | |

(D)(d) Statement showing details of Locked-in shares

| Sr.No | Name of the Shareholder | Number of locked-in shares | Locked-in shares as a percentage of total |
|-------|-------------------------|----------------------------|-------------------------------------------|
| 1 | NIL | | 0.00 |
| | TOTAL | | 0.00 |



(D)(a) **Statement showing details of Depository Receipts (DRs)**

| Sr.No. | Type of outstanding DR (ADRs, GDRs, SDRs, etc.) | Number of outstanding DRs | Number of shares underlying outstanding DRs | Shares underlying outstanding DRs as a |
|--------------|-------------------------------------------------|---------------------------|---------------------------------------------|----------------------------------------|
| TOTAL | | | | |
| | | 0 | | |

(D)(b) **Statement showing holding of Depository Receipts (DRs) where underlying shares held by 'Promoter/promoter group' are in excess of 1% of the total number of shares**

| Sr.No. | Name of the DR Holder | Type of outstanding DR (ADRs, GDRs, SDRs) | Number of shares underlying outstanding DRs | Shares underlying outstanding DRs as a |
|--------------|-----------------------|-------------------------------------------|---------------------------------------------|----------------------------------------|
| TOTAL | | | | |
| | | | 0 | |

Thanking you,

Yours faithfully,
For **BARTRONICS INDIA LIMITED**
[Signature]
SUDHIR KAO
MANAGING DIRECTOR

